



# OPEN BANKING OUR PERFORMANCE

---

Business  
July – September 2024



**LLOYDS BANK**

# Open Banking – a quarterly report

## What can this report tell me?

This report is a good way for you to see how we're performing in Open Banking for our Business customers who use Online for Business.

We'll usually publish it four times a year and it will help you to see:

- how long all of our online services are up or down (otherwise known as 'uptime' or 'downtime').
- how long all of our online services take to respond to each and every request.
- how frequently we have errors that mean that other websites or apps can't talk to our systems.

## Why do we publish this?

We do this, because both the European Banking Authority and the Financial Conduct Authority want to make sure that you're getting the best possible service – as do we. This means that each and every financial provider in Open Banking needs to publish the same types of data.

## How can I find out more about Open Banking?

To find out more about what we offer and how we're doing it, take a look at our Open Banking pages.

[www.loydsbank.com/online-banking/open-banking](http://www.loydsbank.com/online-banking/open-banking)

If you're more interested in the technical side, take a look at the Open Banking Standard pages.

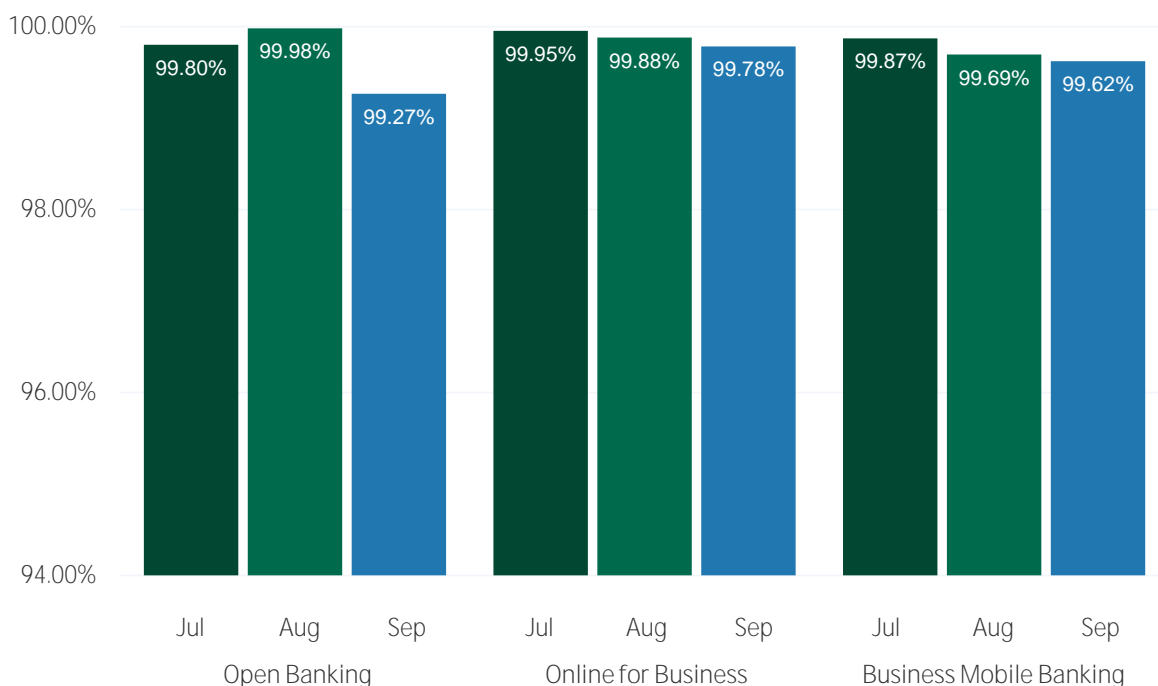
[standards.openbanking.org.uk](http://standards.openbanking.org.uk)

# Service availability

July - September 2024

We aim to be available all the time. But, from time to time, there might be some planned or unplanned downtime. The bar chart and figures below, show just how available we've been this quarter.

How long our service has been available for (%)



What the source data looks like

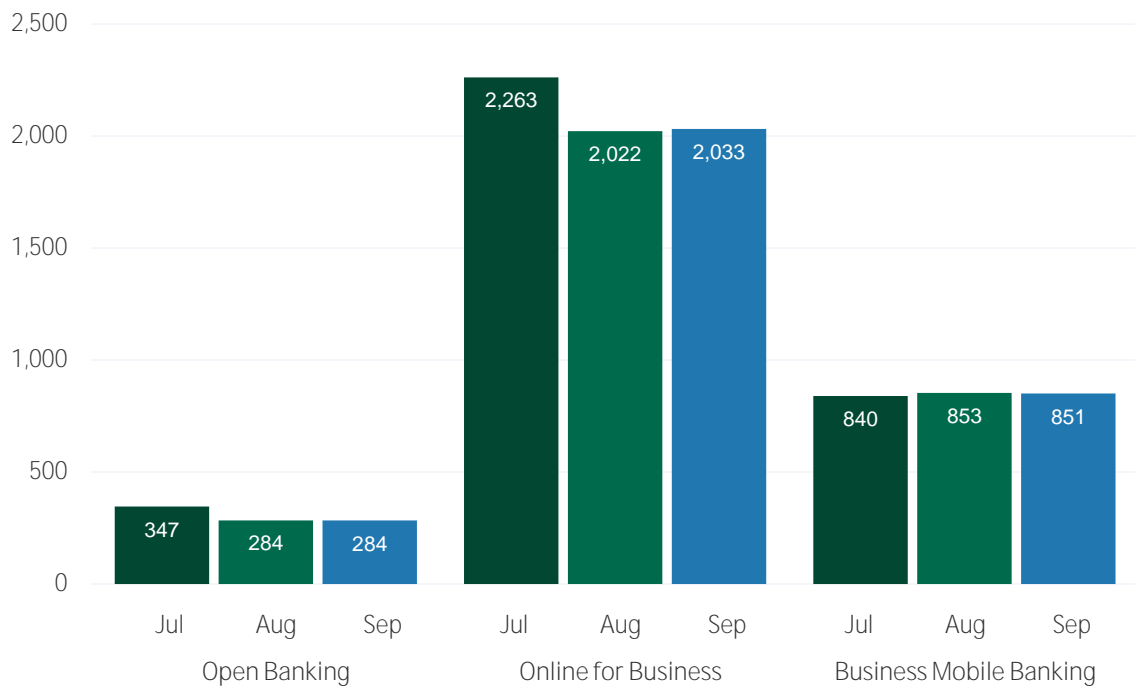
		Open Banking	Online for Business	Business Mobile Banking
July	Availability	99.80%	99.95%	99.87%
	Planned downtime	0m	13m	49m
	Unplanned downtime	1h 28m	8m	8m
August	Availability	99.98%	99.88%	99.69%
	Planned downtime	1m	54m	2h 5m
	Unplanned downtime	7m	0m	12m
September	Availability	99.27%	99.78%	99.62%
	Planned downtime	4h 57m	1h 33m	2h 39m
	Unplanned downtime	20m	0m	4m

# Account information services

July - September 2024

We like to measure how long it takes us to respond to each account information request. So, whatever information you're sharing, we will always track how fast we are. The bar chart and figures below, show just how quick we've been this quarter.

How long it's taken us to respond to account information requests (in milliseconds)



What the source data looks like

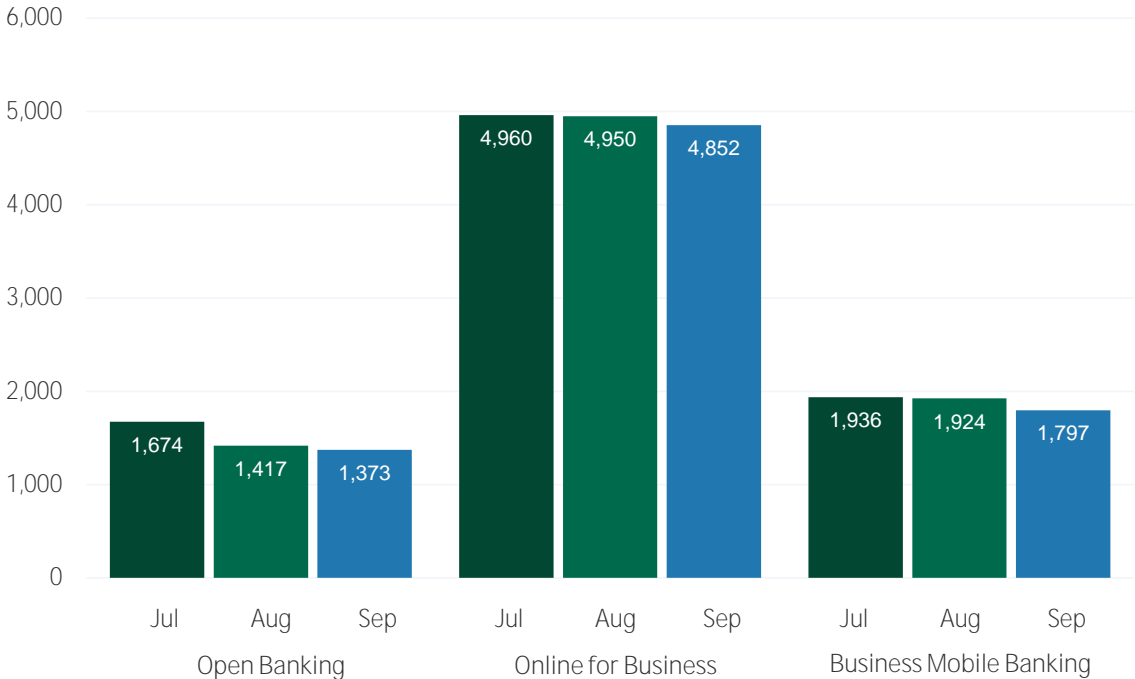
	Open Banking	Online for Business	Business Mobile Banking
July	347ms	2,263ms	840ms
August	284ms	2,022ms	853ms
September	284ms	2,033ms	851ms

# Payment services

July - September 2024

We like to measure how long it takes us to respond to each payment request. So, whatever payment's being set up, we will always track how fast we are. The bar chart and figures below, show just how quick we've been this quarter.

How long it's taken us to respond to payment requests (in milliseconds)



What the source data looks like

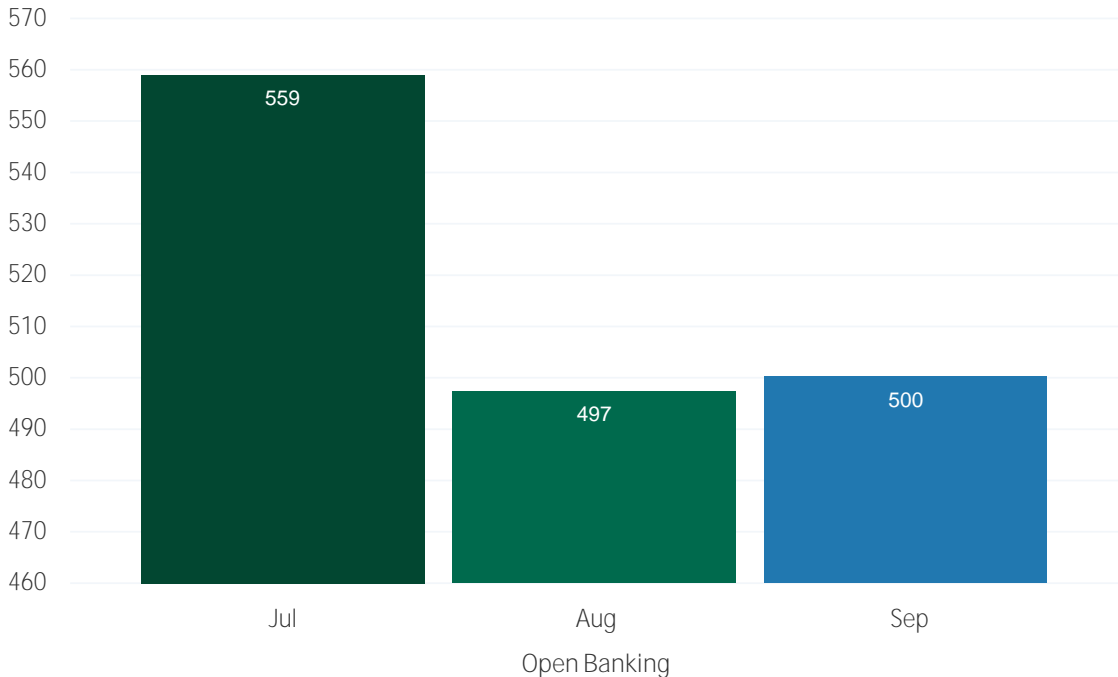
	Open Banking	Online for Business	Business Mobile Banking
July	1,674ms	4,960ms	1,936ms
August	1,417ms	4,950ms	1,924ms
September	1,373ms	4,852ms	1,797ms

# Funds checking services

July - September 2024

We like to measure how long it takes us to respond to each funds checking request. So we will always track how fast we are. The bar chart and figures below, show just how quick we've been this quarter.

How long it's taken us to respond to funds checking requests (in milliseconds)



What the source data looks like

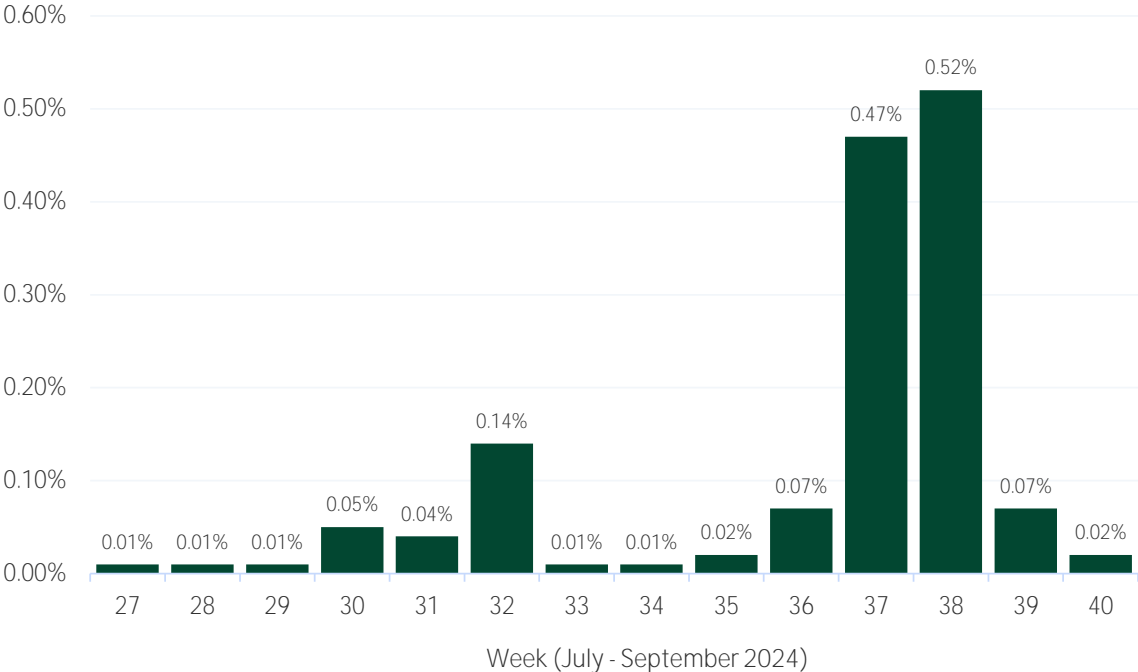
Open Banking	
July	559ms
August	497ms
September	500ms

# Error rates

## July - September 2024


Sometimes, when a website or app tries to talk to our systems, there may be a problem. If we can't provide them with an access point (also known as an 'API'), then the request will fail and we will report it as an error. The bar chart and figures below, show the error rates this quarter.

What our error rates have been (%)



What the source data looks like

Week	27	28	29	30	31	32	33	34	35	36	37	38	39	40
Rate (%)	0.01	0.01	0.01	0.05	0.04	0.14	0.01	0.01	0.02	0.07	0.47	0.52	0.07	0.02



**LLOYDS BANK**

Lloyds Bank plc. Registered Office: 25 Gresham Street, London EC2V 7HN. Registered in England and Wales no. 2065 Lloyds Bank plc is authorised by the Prudential Regulation Authority and regulated by the Financial Conduct Authority and the Prudential Regulation Authority under registration number 119278.